



My Campus Pass

Access Guide

from Rutgers Mobile Application

Step 1:
Go to Mobile Phone's
App Store



iPhone

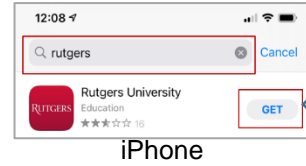


Android phone

Step 2:
Search & find app named
Rutgers University



Step 3:
Get (iPhone) / Install (android)
Rutgers University app

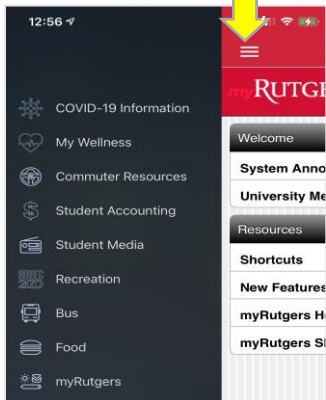


iPhone

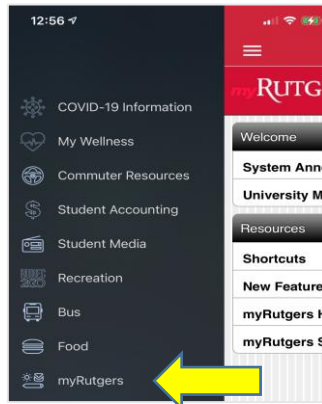


Android phone

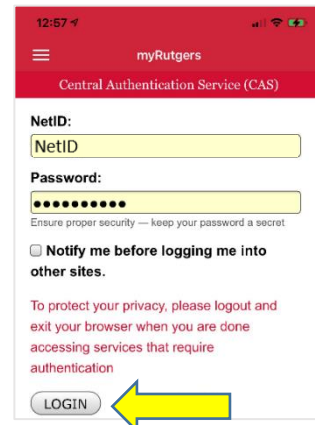
Step 4:
Open Rutgers App.
Then select menu icon



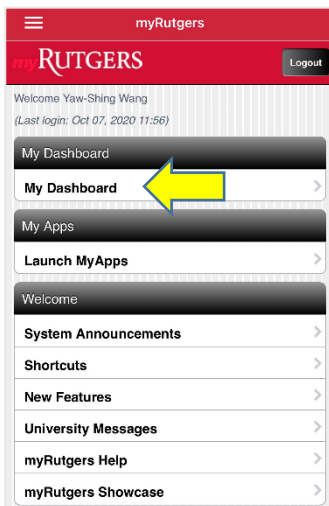
Step 5:
Select myRutgers
from left app menu



Step 6:
Login with NetID & password



Step 7:
Select My Dashboard



Step 8a:
Get My Campus Pass (1st time)



Step 8b:
Renew My Campus Pass

